



Marina

Operations

Report

Port of Edmonds

2022, Quarter 1

Agenda

Operational Updates

Industry Context

Marina Operations Report

 Moorage Report

 Dry Storage Report

 Workyard + Travelift Report

 Fuel Dock

 Public Launch

Operations Update

- ⋮ Fully Staffed
- ⋮ Travelift Availability
- ⋮ Winter Projects

Industry Context



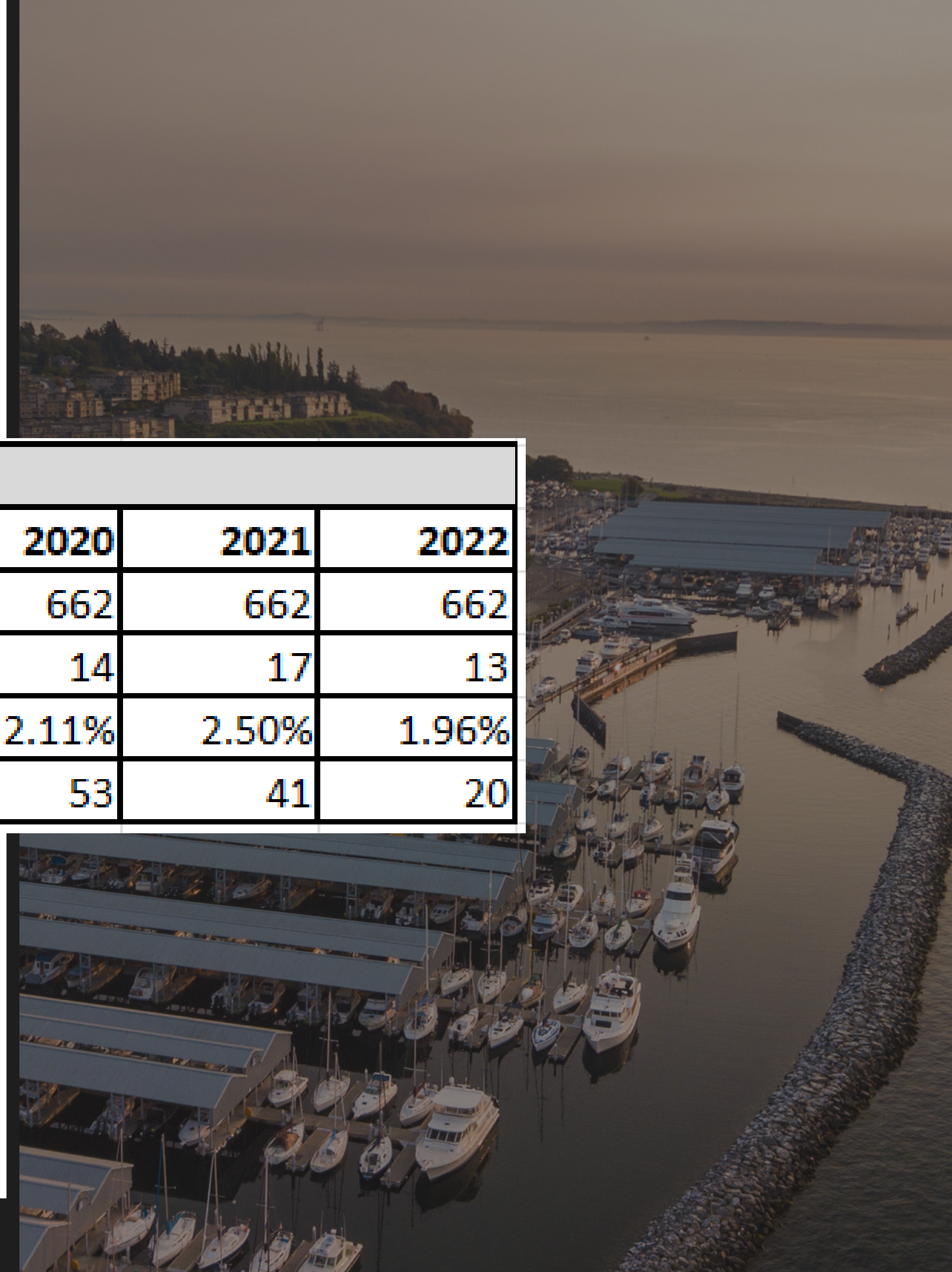
Boat Wholesale Deliveries Picking Up to Meet Consumer Demand



3/25/2022 12:00:00 AM | Statistics



Water Moorage



Water Moorage - Terminations/Assignments

1st Quarter	2018	2019	2020	2021	2022
Total Inventory	662	662	662	662	662
Terminations	16	32	14	17	13
Turnover Ratio	2.42%	4.83%	2.11%	2.50%	1.96%
Assignments	51	62	53	41	20

Guest Moorage



Number of Boats

34% increase



Number of Nights

18% Increase



Reservations

32% Increase

Document Compliance

1 Insurance


87% Compliance
Rate

2 Registration

81% Compliance
Rate


These numbers include water
moorage and dry storage

Dry Storage



Occupancy
Rate

84%



Trailer
Storage

104%



Launch
Activity


66% Increase

Travelift and Workyard




Travelift Round Trips

Decreased 4% (3 fewer)




Workyard Stall Usage

Decreased 32% (233 fewer days)




Sling Time with Pressure Wash

Decreased 63% (8 fewer)



Sling Time no Pressure Wash

Decreased 40% (10 less)



Pressure Wash Treatments

Decreased 29% (27 total treatments)

Fuel Dock

 Unleaded

2% Increase

 Diesel

No Change

 Total Gallons

2% Increase

Unleaded	Diesel
Price per gallon at the end of 1st quarter 2022 was \$5.209; a \$1.83 increase from 2021.	Price per gallon at the end of 1st quarter 2021 was \$5.749; a \$2.57 increase from 2021.
1st quarter 2022 Area Average = \$4.521 Average price per gallon at surrounding facilities for the quarter based on six price checks.	1st quarter 2022 Area Average = \$4.283 Average price per gallon at surrounding facilities for the quarter based on six price checks.
1st quarter 2022 Edmonds Average = \$4.529 Difference = +\$0.008	1st quarter 2022 Edmonds Average = \$4.459 Difference = +\$0.17
Edmonds's pricing is barely above the area average.	Edmonds's pricing is above the area average.

Public Launch



Round Trip
Launches
38% Increase



One-Way
Launches
9% Decrease



Marina

Operations

Report

Port of Edmonds

2022, Quarter 1